



November 2017

Vol. 19 No. 11

<http://www.tgcfersoc.org>

**Next Regular Meeting: Sunday, November 19, at 2:00 p. m. – Judson Robinson Jr. Community Center,
2020 Hermann Drive, Houston, TX 77004 - Phone: (713) 284-1994**

A message from our President:

Hi Everyone,

That one cold overnight we had at the end of October was a real wake up call to getting your plants protected for winter. We got down to about 35F here in Magnolia, but others were down around 28F which is about three weeks early for us for the first freeze of the season. I hope everyone was prepared. Thank goodness the trees had not lost all their leaves and provided protection from the frost for us.

What a great talk last month on gametophytes! The fern life cycle is so unique that it makes learning about them very interesting. It is so different from the seed plants. I find it amazing that by knowing the different shapes of the gametophytes, you can learn to identify your gametophytes before they turn into a sporophyte (fern). I hope everyone who wanted to participate in the two methods of putting spore down enjoyed themselves. That was a last minute inclusion to the program so Jerald Pinson's talk did not cover that part of the process. Thus, I included an article in this newsletter on this topic so you will know what to expect and what to do as they grow. Jerald told me he enjoyed speaking to our group. Your interest in ferns really made it fun for him.

At our last meeting, we put our nominating committee together. Cherie Lee had agreed to chair the committee and the membership elected Beth Ayer and Lisa George to work with Cherie. They have put together a slate of officers, listed in this newsletter, and the membership will vote for our 2018 officers during the November meeting. I would like to thank these ladies for taking on this job on behalf of the society.

The November meeting will be a hands-on project so dress causal as we will be making a mess. The ferns that you pressed at the September meeting or any other ferns you have pressed will be needed for this program. We will have extra pressed ferns for those who did not get to press any, or if you just need something different

to make your picture. Jan Kramer has agreed to lead this project and I'm sure it will prove to be fun and rewarding. She is a very crafty lady. Thank you Jan!

Don't forget our Party is coming up in December. Mary McConnell has graciously offered to host our get together at her home. We will be having our traditional gift exchange so if you would like to participate, you should start thinking about a nice fern/plant or plant related item to give way. Please wrap your gift so it's a surprise. It should be valued between \$15-20 so we will all be in the same ballpark on gifts. This can be a lot of fun with everyone getting to take home a nice gift. We will be having a pot-luck feast so please let Raini Cunningham and/or Ruth McDonald know what food or accessory item(s) you plan to bring. There will be signup sheets for the Party and for our January meeting at this month's meeting.

We are getting next year's programs together and the first two meetings will be hands on projects. January will be a program on *Selaginella* and February will be on bird's nest ferns. These will have a small fee, yet to be determined, to help cover the materials. The costs of these projects are a little more than some of the projects this past year but I think you will be very happy with your new plants! In March we plan to have our field trip. This year we will be going to Austin to the Zilker Botanical Garden on Saturday and to a field about an hour west of Austin to see about eight different ferns on Sunday. Hopefully we will also hit the bluebonnet season. We will have more information on how this will take place soon.

I would like to thank everyone who has participated in the raffle this year. The money from the raffle goes towards our programs so the society can cover part to all the cost of the projects. Let's hope we can do the same for this next year. So keep those raffle items coming in!

Take care and see you at the meeting this month.

Darla



November Program Note

“Mounting Pressed Ferns on Artist Canvas”

by Jan Kramer

We will be mounting our pressed ferns on an 8” x 10” box canvas. You will have a finished piece of art and gain experience for mounting pressed ferns or flora on gift boxes or other items. All the supplies for mounting will be provided; a canvas, Mod Podge, glue cups and a brush.

Please bring a cardboard nursery flat for working on your creation and for transporting it home. Don’t forget your pressed items. Small, thin ferns such as Maidenhair ferns work the best for this size project. Mount a single specimen or multiple ferns. Pink Maidenhair ferns and *Selaginella* hold their color well. Bring pressed flowers if you would like to mount them as well.



Submitted by: Jan Kramer



Up and Coming Attractions:

2017:

- Nov 19: “Mounting Pressed Ferns on Artist Canvas”
by Jan Kramer
- Dec 10: Holiday Party – 1 PM
at Mary McConnell’s home

2018:

- Jan 21: “*Selaginella*”
short talk by Lisa George
“Mounted *Selaginella* ‘Gold Tips’ Project”
by Larry Rucker
- Feb 18: “Bird’s Nest Ferns”
short talk by Darla Harris
“Mounted Bird’s Nest Project”
by Larry Rucker
- Mar 17/18: Field trip to Austin Zilker Botanic Garden
and Fern Viewing in Field West of Austin
- Apr 15: “*Platycerium*”
by Don Callard

Submitted by: Larry Rucker, VP





Please Welcome Our New Members

Ali Jackson and Stephanie Parker



Proposed 2018 Officers

President	Darla Harris
Vice President:	Larry Rucker
Secretary:	Donna Williams
Treasurer:	Beth Ayer
Board Members-at-Large:	Jacqueline Smith Johnny Williams

Voting will take place at the November meeting.



2018 Membership Dues

Renewals for 2018 membership are now being accepted. Thank you to the 38% of our members who have already renewed. Please complete the membership form and return it with your payment and any changes noted to our Membership Co-chairs Beth Ayer and Marcia Livingston at our next meeting or mail it to:

Beth Ayer
5815 Portal Drive
Houston, TX 77096

TGCFS dues amounts:

Individual:	\$10.00
Family:	\$15.00
Student:	\$ 5.00

Please make your checks payable to Texas Gulf Coast Fern Society or simply TGCFS.



October Raffle Donors:

Thank you to our Donors: Raini & Bret Cunningham, Darla Harris, Pat Hudnall, Craig & Ali Jackson, Cherie Lee, Marcia Livingston, Mary McConnell, Malcolm McCorquodale, Larry Rucker, Faye Stansberry, Ken Warren, and Donna & Johnny Williams



Refreshments:

Refreshments for October were generously furnished by:

Beth Ayer, Bret & Raini Cunningham, Craig Jackson, Cherie Lee, Ruth McDonald, Betsy Robinson, Larry Rucker, Brenda Wilson, and anyone else who may have forgotten to sign the list.

Refreshments for November will be generously furnished by:

Drinks:	Beth Ayer
Savory:	Craig & Ali Jackson, Ruth McDonald, Larry Rucker, Donna & Johnny Williams, and Brenda Wilson
Dessert:	Cherie Lee, Larry Rucker, and Brenda Wilson
Other:	Glenda Perry
Service ware:	Raini & Bret Cunningham

Please let Raini Cunningham, bnrc@xmission.com / 801-891-2254, or Ruth McDonald, rmmcdonald0@gmail.com / 979-530-6186, know if you can help with the refreshments for any months in 2017. Come out and enjoy some really delicious food!



2017 Officers and Committees:

President:	Darla Harris
Vice President:	Larry Rucker
Secretary:	Diane Hudnall
Treasurer:	Beth Ayer
Board Members-at-Large:	Terri Dolney Johnny Williams Cherie Lee (Past Pres)
Education Chair:	Darla Harris
Hospitality Chair:	Raini Cunningham and Ruth McDonald
Library:	Ruth McDonald
Membership Co-chairs:	Beth Ayer and Marcia Livingston
Newsletter:	Cherie Lee
Spore Exchange:	Patrick Hudnall
Ways and Means:	Larry Rucker
- Raffle, Store, etc.	Biruta Claunch
Web Master:	Malcolm McCorquodale
Welcoming at Door:	Beth Ayer and Marcia Livingston



I want to grow ferns from spore, how?

Growing ferns from spore is both challenging and rewarding, but you have to pack your patience. Understanding the fern life cycle is really the key to success on getting our spore to make a gametophyte and then to grow into a fern.

Fern > Spore > Water > Gametophyte > Water > Fern

First we start with the spore and our medium. We did this part at the meeting. It consisted of a Jiffy 7 peat pellet that had been sterilized with boiling water and left to cool covered to keep it from getting contaminated. We placed it in a container with a clear plastic lid to make it into a terrarium. The other one was agar which is a mixture of various components in a petri dish. I buy mine ready made through Carolina Biological. We then put the spore into distilled water with a drop of dishwashing soap to help with separation of the spore. This liquid was then applied to the peat pellets and the petri dish.

Growth should start 4-14 days after you sow the spore. It will take a hand-lens or magnifying glass to see the green growth. Don't panic if yours has not done anything yet. All ferns have a different time frame and these dates are just a starting point. After a reasonable time we can re-water to make sure fertilization took place.


- Temperature. 68F-86F is ideal
- Water. Distilled or cooled boiled water at the early stages, water with a light spray when losing moist look, remember needs water for fertilization 7-14 days after sowing
- Light. Cool light florescent or a gro-light for 8-16 hours a day. 150- 500 FC (foot candles) is the best for them. You can download an app for your smart phones that will tell you how many LUX or FC you are seeing. It's about 10 LUX to 1 FC. App names are LUX and Light Meter. Either is good.

Once they start to grow, you will see a green mat. I believe all three should have the heart shaped gametophytes. That is the most common. When they get too crowded, you will need to thin them out. Using a seed starter mix, wet it with distilled water, microwave for 10 minutes and then let cool completely. Keep covered while cooling. Put your soil into a clear container with a clear lid. Take dime size areas of your green mat (gametophytes) and place them in your new container. Space a couple inches apart and continue until you have moved them all. Cover and keep under

your lights with temperature control. In a few weeks you will start to see the first leaves. Keep covered and a small amount of distilled water as needed. We will not start to harden off the new baby ferns until they are a couple inches tall. This process takes about a year from start to this point.



First stage of green mat



Heart shaped gametophytes



Dime size move



Time to harden off

Submitted by: Darla Harris



**Texas Gulf Coast Fern Society
General Meeting - October 15, 2017**

The general meeting was held at the Judson Robinson Jr. Community Center, Houston, Texas. The meeting was called to order at 2:05 pm by President Darla Harris.

General: Darla Harris opened the meeting and discussed forming the Nominating Committee. As President, she asked Cherie Lee to be the committee chair. The membership now needed to elect two additional members. Beth Ayer and Lisa George were elected by the members present. This committee will put together a slate of officers for the membership to vote on at our November meeting.

Darla then discussed the upcoming November program. Jan Kramer will lead us in a project putting our pressed ferns from the September meeting on canvas.

Beth Ayer, Membership Chair, mentioned that if you didn't receive an email from her then you need to pay your 2018 dues.

Darla reminded folks that the T-shirts were in for those who ordered them. Also, there would be a Board Meeting directly after the regular meeting today.

Our speaker Jerald Pinson brought fern T-shirts for sale from the American Fern Society.

Program: The October meeting was presented by Jerald Pinson. Jerald began his presentation with the history of fern development. He then discussed how terrestrial gametophytes are heart shaped and live close together so they can fertilize since they have swimming sperm that only survive for about an hour. Epiphyte gametophytes on the other hand, can be strap-shaped, ribbon-shaped, or filamentous. They also can grow to each other so can fertilize even if far apart. There were also gametophytes under several microscopes for viewing. Each member also got to put down spore for three ferns to take home and grow.

1. *Dryopteris walkinsiana*
2. *Anetium citrifolium*
3. *Phlebodium Sp.*

Attendance: 33 members and 1 visitor attended

Raffle: \$87 raised selling raffle tickets

Meeting adjourned at 3:30 PM.

Submitted by: Cherie Lee for
Diane J. Hudnall, secretary



**Texas Gulf Coast Fern Society
Board Meeting - October 15, 2017**

The Board meeting was held at the Judson Robinson Jr. Community Center, Houston, Texas. The meeting was called to order at 3:45 pm by President Darla Harris.

Attendance: Beth Ayers, Darla Harris, Cherie Lee, Larry Rucker, and Johnny Williams

Meeting: Beth Ayer stated that the society is now an IRS 501(c)(3) organization. Texas Comptroller still doesn't have it straight but she is working on that. The society is still a member of the Houston Federation of Garden Clubs through May 2018. Will need to decide in early 2018 if stay member or not. She still needs to work to change our IRS year to Jan-Dec instead of the current May-April (the Federation dates). We will either need to ask for an amendment to the IRS to change our filing date or change our by-laws.

Board discussed proposing a change to our by-laws to remove the four year term limitation for officers. Decision made to revisit this in 2018.

Board discussed allowing the Membership Chair to deposit checks/cash into the society's checking account. If Treasurer is not present at meetings, President can make deposits. In addition, anyone should be able to make deposits as well.

Board reviewed status of finances and will consider a silent auction once or twice a year at meetings with donated plants (not only ferns).

Meeting adjourned at 4:30 PM.

Submitted by: Cherie Lee for
Diane J. Hudnall, secretary



Library

We encourage you to take advantage of the great resource of information available in our library. At each meeting there are a wide variety of books available for immediate checkout. If there is a particular book you would like to check out at the meeting, please contact Ruth McDonald at rmcdonald0@gmail.com or 979-530-6186 prior to the meeting to make sure it will be available.



Editor's Comments

Deadline for the December Newsletter is November 26, 2017. Thanks.

Cherie Lee, Editor, *TGCFS Newsletter*



Upcoming Events in the Houston Area:

Bromeliad Society/Houston Inc.

[-www.bromeliadsocietyhouston.org-](http://www.bromeliadsocietyhouston.org)

Regular meetings are held the third Tuesday of every month at 7:30 PM at the West Gray Multi-Service Center 1475 W. Gray St., Houston, TX 77019

Next regular meeting is:
November 21, 2017

The Houston Orchid Society, Inc.

[-www.houstonorchidsociety.org-](http://www.houstonorchidsociety.org)


Regular meetings are held the first Thursday of every month at 7:30 PM at the First Christian Church, 1601 Sunset Blvd., Houston, TX 77005

Next regular meeting is:
January 4, 2018


**October Program
“A Natural History of Fern Gametophytes”
by Jerald Pinson**



Our speaker Jerald Pinson




Gametophyte



Gametophyte with Sporophyte



Project work area supervised by Jerald Pinson





Another nice raffle